



43rd National
Magazine Awards

43e Prix du
magazine canadien

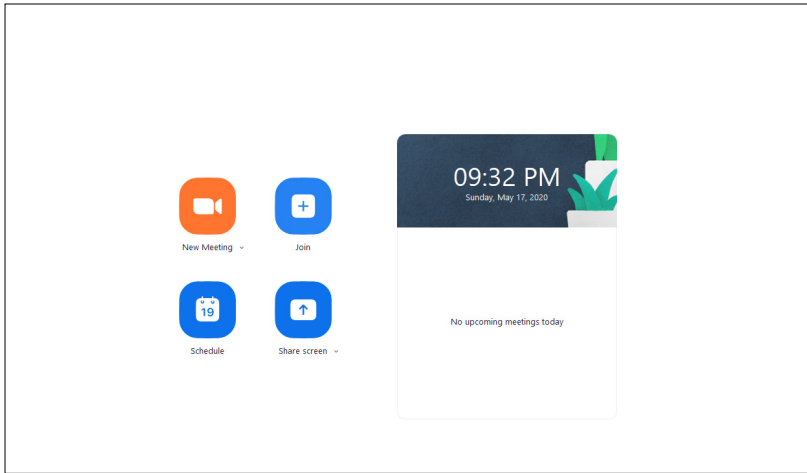
magazine-awards.com



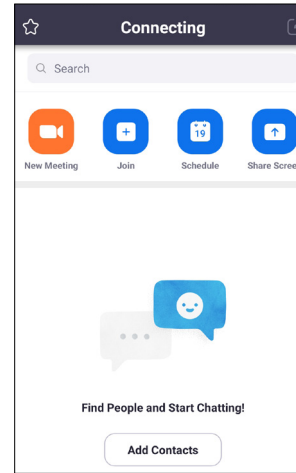
GUIDE TO
ZOOM

43

DESKTOP



MOBILE



If you and your colleagues would like to watch the National Magazine Awards Show together, Zoom is a great way to hold a virtual watch party! Here are some simple steps on how to set it up:

Everyone will need to download the Zoom app on their computer, smartphone, or tablet.

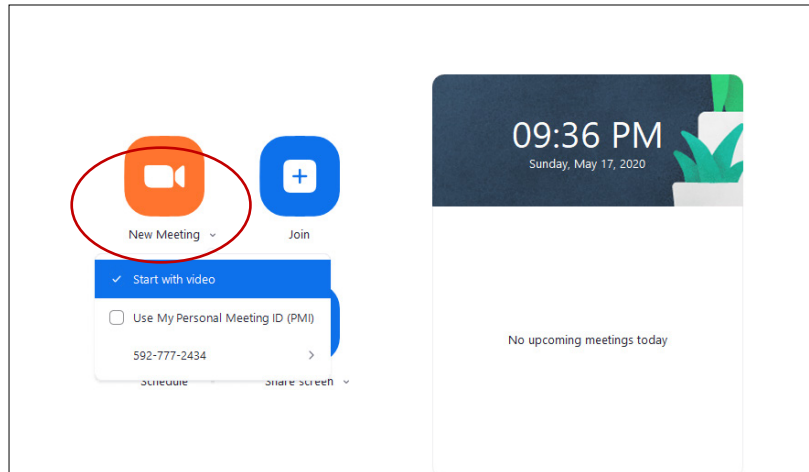

<https://zoom.us/support/download>

Click above to download!

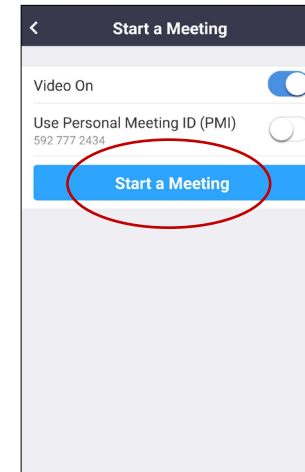
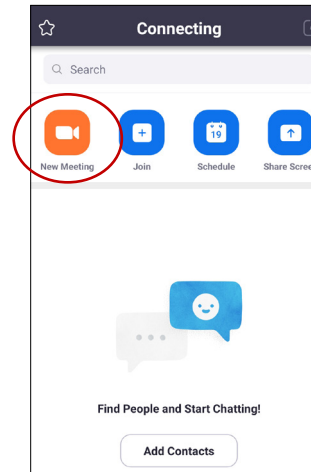
Once you have downloaded the app, you will need to make an account. Doing this is free and easy. Simply follow the steps on the app, and it will allow you to make an account.

1 DOWNLOAD

DESKTOP




MOBILE



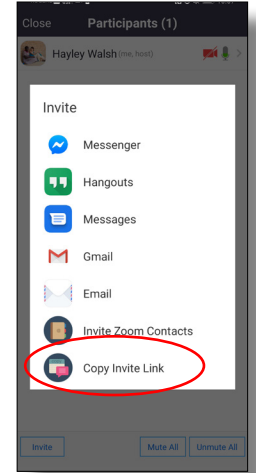


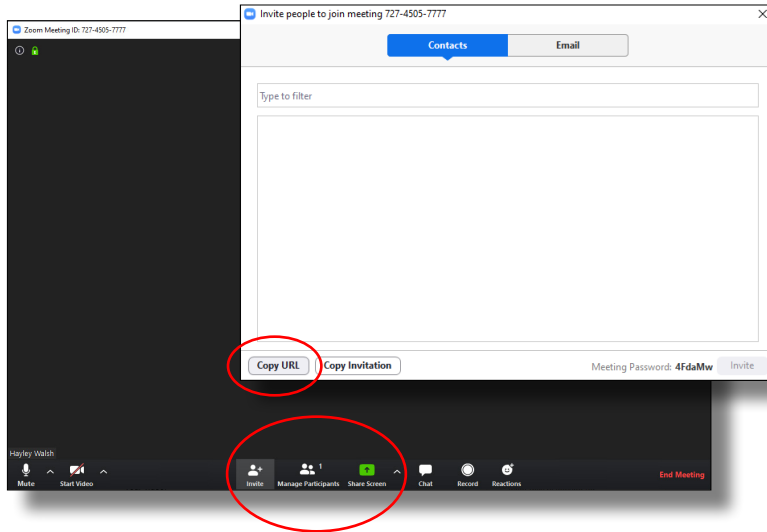
On your home screen, click either, "start with video," or, "start without video," -- depending on what you'd prefer. Your colleagues can also choose whether or not they would like to activate their cameras once they're on the call.

2 LAUNCH MEETING

DESKTOP



MOBILE



In the bottom menu of the screen, click "participants." At the bottom of the right sidebar, click "invite." Here, you'll be able to send your colleagues a link to join the call.

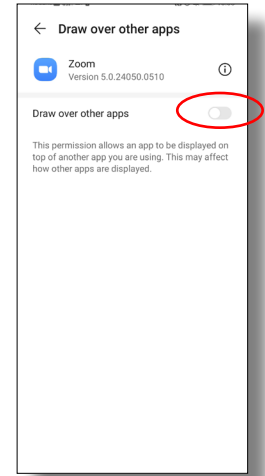
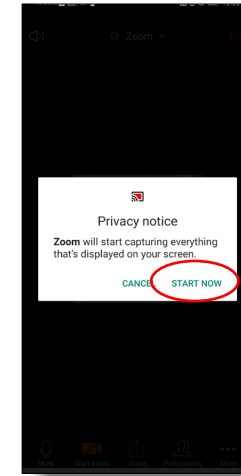
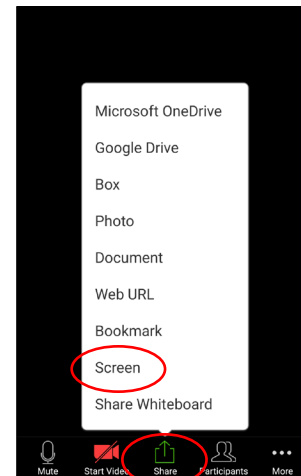
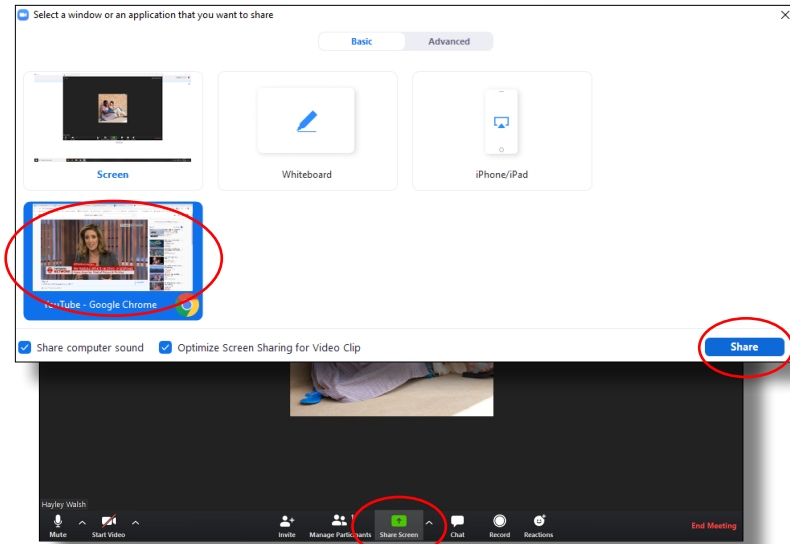
"Copy URL" and paste it into an email, text message or instant message to send to whomever you would like to be on the call. When your colleagues click the link, it will open Zoom for them and allow them to join your call.

3 INVITE

DESKTOP



MOBILE




Once everyone has joined the call, you'll want to open the NMA Livestream on your screen. We will be streaming live on Facebook and posting links to the event on our social media.


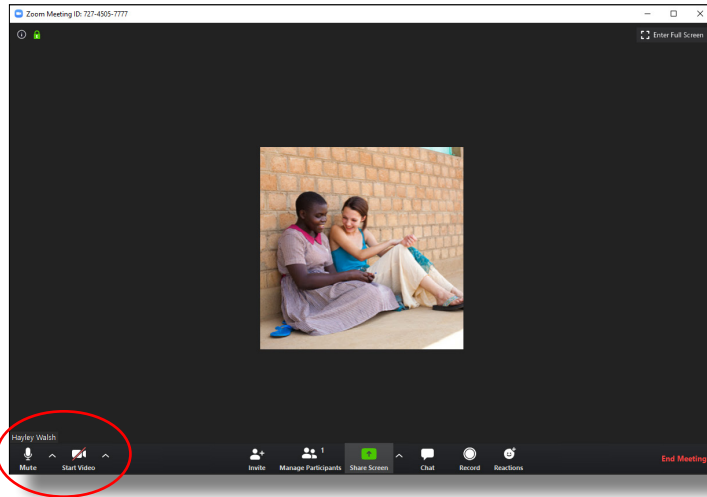
On your Zoom window, you'll see a button that says, "share screen," in the bottom menu. Select that, and it will prompt you on what you would like to share with the others. From those options, select the livestream.

4 OPEN FACEBOOK

DESKTOP



MOBILE



Now everyone can see the livestream from the same screen. Enjoy watching and celebrating the awards show together!

If you notice you're having issues with your internet connection, try turning off your video.

If your audio or video isn't working, check to make sure your camera and microphone are connected. To do this, click on the "up" arrow next to the mute button. You will see your available microphones and cameras. Make sure the one you're using is checked off.

5 WATCH TOGETHER